



Binotto®
THE TIPPING POWER
MF SERIES IN-WELL

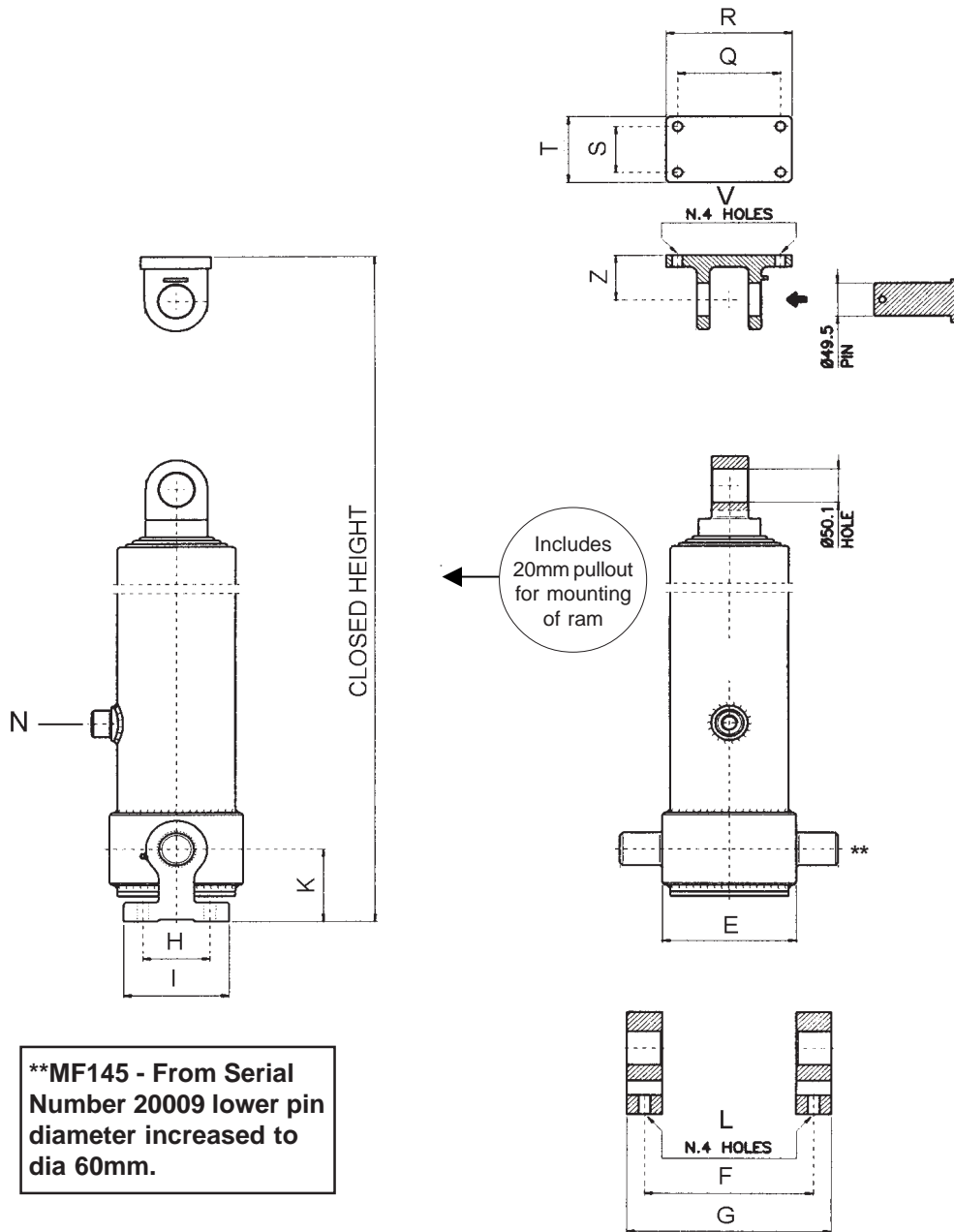
Features:

- ◆ Superior finish
- ◆ Long Life
- ◆ Chromed last stage
- ◆ Removable top head
- ◆ High pressure capability

◆ Maximum lifting capacity calculated at 170 bar. All lifting capacities assume a free flowing load and a minimum tipping angle of 50°

* Measurement includes 20mm pull out required for mounting

MODEL	NO OF STAGES	LIFT (MM)	◆ LIFT CAPACITY (TONNES)	PIVOT LENGTH (MM)		OIL Lt.	WEIGHT Kg.	* CLOSED HEIGHT (MM)	STAGE DIAMETER (MM)							SEAL KIT	
				47½° Tip	50° Tip				88	107	126	145	165	187	210		
MF126-3-2835	3	2835	24T	3560	3390	34	131	1401	●	●	●						SKCY033
MF126-3-3195	3	3195	24T	3965	3780	38	144	1501	●	●	●						SKCY033
MF126-3-3495	3	3495	24T	4340	4135	42	155	1601	●	●	●						SKCY033
MF126-3-3675	3	3675	24T	4560	4350	45	160	1701	●	●	●						SKCY033
MF145-4-3460	4	3460	30T	4295	4095	38	152	1305	●	●	●	●					SKCY016
MF145-4-3780	4	3780	30T	4695	4475	42	161	1405	●	●	●	●					SKCY016
MF145-4-4100	4	4100	30T	5090	4850	45	173	1505	●	●	●	●					SKCY016
MF145-4-4500	4	4500	30T	5590	5324	50	186	1605	●	●	●	●					SKCY016
MF165-4-4300	4	4300	40T	5375	5090	64	245	1560		●	●	●	●				SKCY017
MF165-4-5100	4	5100	40T	6330	6035	76	275	1760		●	●	●	●				SKCY017
MF165-4-5840	4	5840	40T	7250	6910	87	294	1960		●	●	●	●				SKCY017
MF187-4-5840	4	5840	50T	7250	6910	114	371	1987			●	●	●	●			SKCY018
MF187-4-6240	4	6240	50T	7750	7385	121	386	2087			●	●	●	●			SKCY018
MF187-5-5875	5	5875	50T	7340	6950	103	325	1665		●	●	●	●	●			SKCY019
MF187-5-6625	5	6625	50T	8225	7840	115	361	1841		●	●	●	●	●			SKCY019
MF187-5-7050	5	7050	50T	8750	8340	122	380	1941		●	●	●	●	●			SKCY019

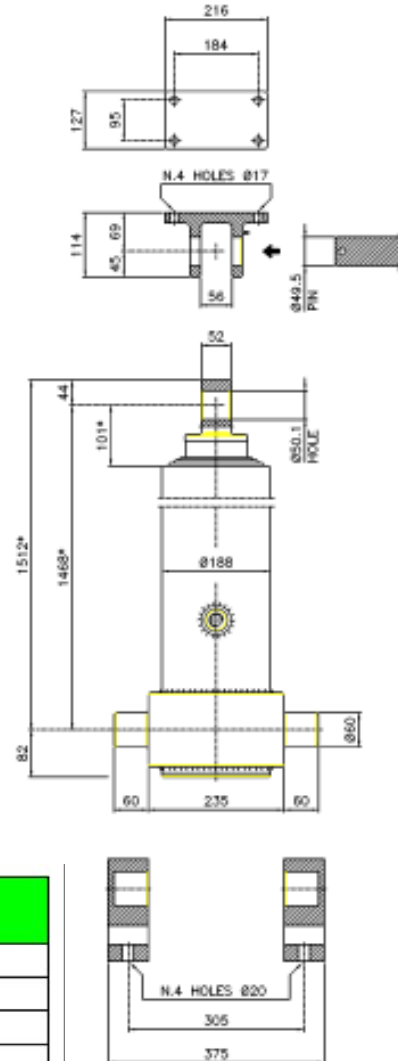
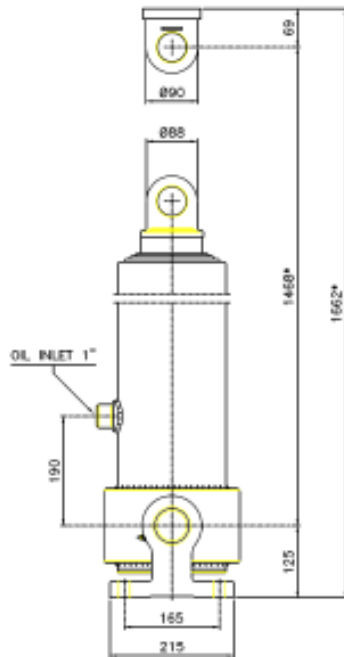


****MF145 - From Serial Number 20009 lower pin diameter increased to dia 60mm.**

MODEL	E	F	G	H	I	K	L (MM DIA)	N (BSP)	Q	R	S	T	V (MM DIA)	Z
MF126	190	240	290	95	150	110	17	3/4	146	178	70	100	14	67
MF145	190	240	290	95	150	110	17	3/4	146	178	70	100	14	67
MF165	235	305	375	165	215	125	20	1	146	178	70	100	14	67
MF187	278	343	451	165	220	150	20	1	184	216	95	127	17	69

MF165-4-4700

***Note: This Hoist is a special - It is fitted with larger top clevis than a standard MF165.**



STAGES [N]	EFF. DIAMETER [MM]	THRUST AT 200 BAR [TON]	STROKE [MM]
I	Ø 165	42.8	1175
II	Ø 145	33.0	1175
III	Ø 126	24.9	1175
IV	Ø 107	18.0	1175
V			
VI			

Top Clevis - TC002
Bottom Mounts - SUP060B

SPECIFICATION :

Type cylinder	: MF 165-4-4700
Stages number	: 04
Stroke	: 4700 mm
Weight cylinder only	: 240 Kgs.
Weight including brackets	: 264 Kgs.
Working volume	: 070 Ltrs.
Max. working pressure	: 200 bar